

CPA Exam Performance: *All Jurisdictions*

2007 Q-2

Overall Performance

| | |
|---------------------|---------------|
| Unique Candidates | 33,158 |
| New Candidates | 10,673 |
| Total Sections | 47,198 |
| Passing 4th Section | 4,656 |
| Sections/Candidate | 1.42 |
| Pass Rate | 48.4% |
| Average Score | 71.2 |

Section Performance

| | Sections | Score | % Pass |
|------------|---------------|-------------|--------------|
| First Time | 28,291 | 71.3 | 51.3% |
| Re-Exam | 18,907 | 71.2 | 44.0% |
| AUD | 13,012 | 72.1 | 48.4% |
| BEC | 12,583 | 70.8 | 48.1% |
| FAR | 10,305 | 70.6 | 49.4% |
| REG | 11,298 | 71.2 | 47.9% |

Top 3 Jurisdictions

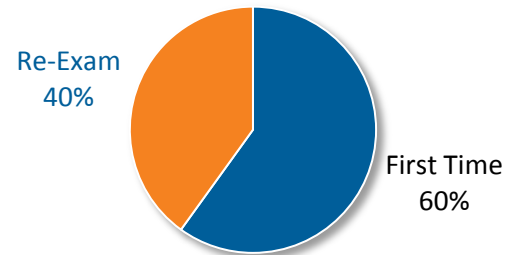
Most Candidates

| | |
|---------------|--------------|
| 1. California | 5,135 |
| 2. New York | 2,631 |
| 3. Texas | 2,230 |

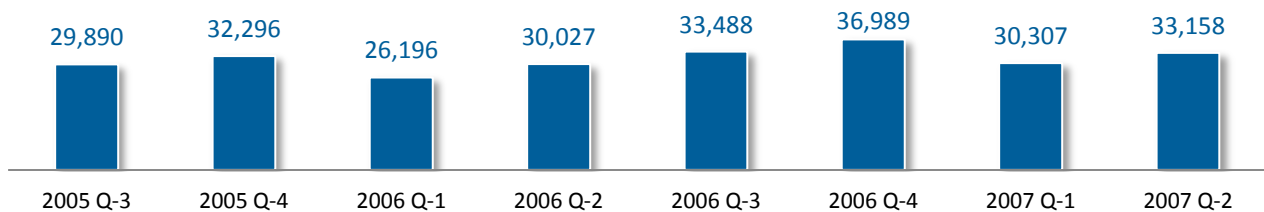
Highest Pass Rate

| | |
|-------------------|---------------|
| 1. Virgin Islands | 100.0% |
| 2. North Dakota | 63.5% |
| 3. Missouri | 63.3% |

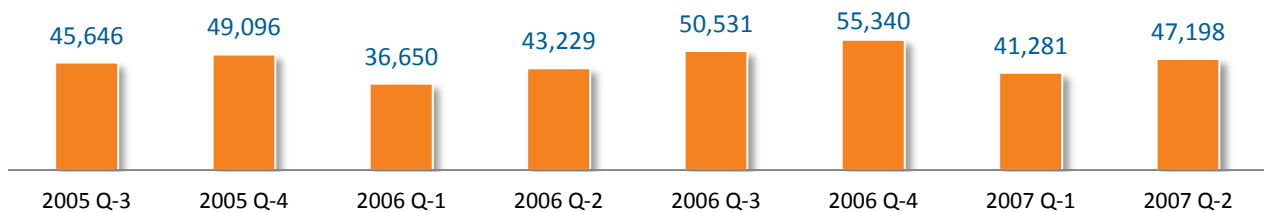
Exam Type by Percent



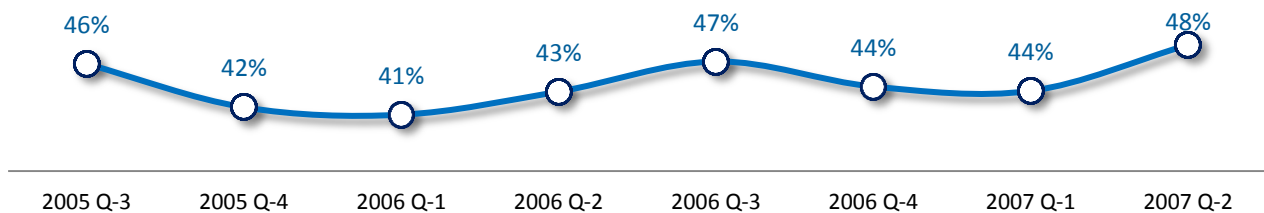
Candidates



Sections

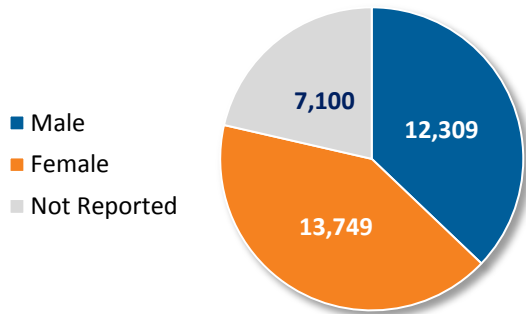


% Pass

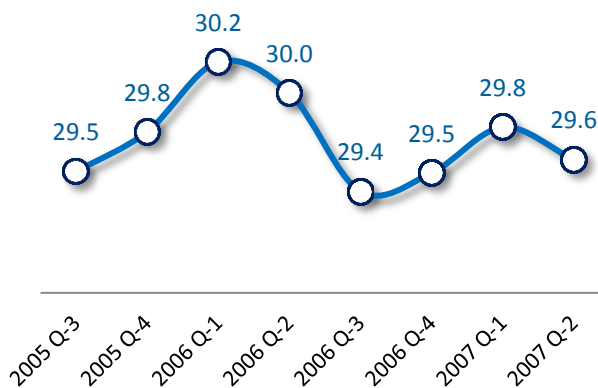


CPA Exam Performance: *All Jurisdictions*

Demographics



Average Age



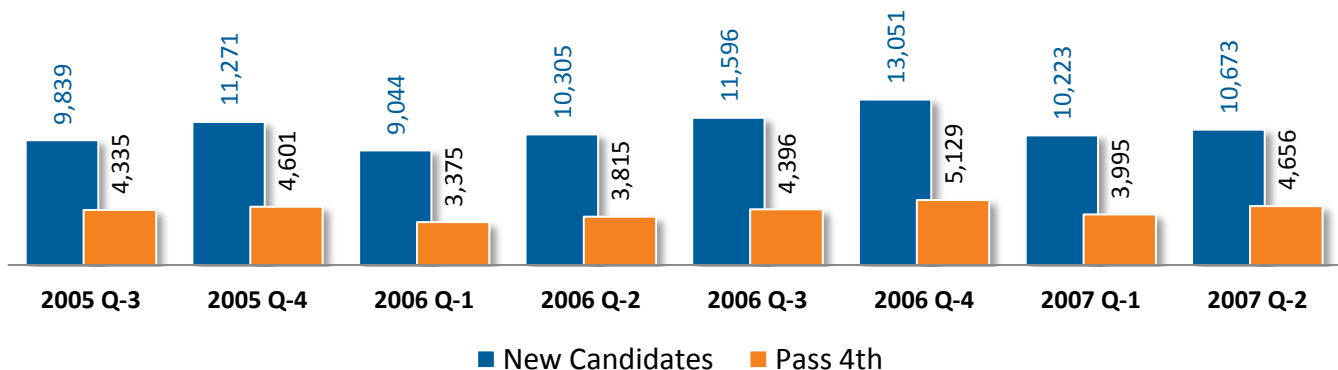
Residency

| Candidate Count | |
|----------------------|--------|
| In-State Address | 25,655 |
| Out of State Address | 4,702 |
| Foreign Address | 2,801 |
| % of Candidates | |
| In-State Address | 77.4% |
| Out of State Address | 14.2% |
| Foreign Address | 8.4% |

Degree Type

| Candidate Count | |
|-------------------|--------|
| Bachelor's Degree | 22,627 |
| Advanced Degree | 5,024 |
| None/Other | 7,100 |
| % of Candidates | |
| Bachelor's Degree | 68.2% |
| Advanced Degree | 15.2% |
| None/Other | 21.4% |

New Candidates vs Candidates Passing 4th Section



Notes about the Data

- All the data used to develop this report was pulled from NASBA's Gateway system, which houses Uniform CPA Examination's Application and Performance information for all 55 Jurisdictions
- The demographic data related to Age, Gender and Degree Type is provided by the individual Candidates and may not be 100% accurate.

2007 Q-2